

TRX115N

Woofer and HF Driver Wiring




Rev A
8/1/2008

CARVIN
carvinservice.com


Front of Crossover TRX115N



Under Jack Plate



Connect to HF Driver




White (-)
Blue (+)



Driver CDX1-1731

The blue and White Cables go to the Driver CDX1-1731. For a Replacement Driver go to Carvinservice.com click on "Parts"

Connect to Woofer



White (-)
Red (+)



Woofer NE15-8

The Red and White Cables go to the Woofer NE15-8. For a Replacement Woofer go to Carvinguitars.com

IMPORTANT: Don't mix up the two white cables, use as indicated in pictures above.

Comments or questions email us at Carvinservice@carvin.com