

LSX1523
Woofers, Mids and HF Driver Wiring



Rev A
10/20/2008


CARVIN
carvinservice.com

Front of Crossover LSX1523




LSX1523 Passive Crossover

Under Jack Plate




Back



Front

Connect to Mids



White (-)
Yellow (+)




Yellow and White to Mids,



PS6-8

Note: There are 2 mid speakers in the cabinet, parallel to the other speaker like show in picture. I am holding the wires in my hand to make it easier for you to see.

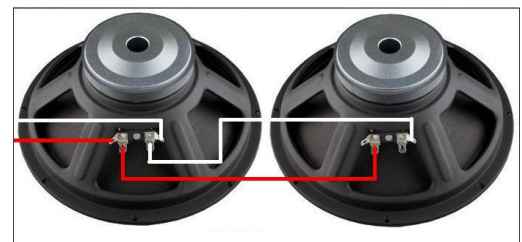
Connect to Woofer



White (-)
Red (+)




Red and White to Woofer



PS15-8


Note: There are 2 woofer (PS15-8) speakers in the cabinet, parallel to the other speaker, like indicated in the picture to the right. I am holding the wires in my hand to make it easier for you to see which wire to connect to the speakers.



White (-)
Blue (+)



Blue and White to HF Driver



CDX1-1425

Note: One of the terminals of the HF driver “picture on the right” is labeled in RED ink, on that RED terminal is where you plug in the BLUE cable, the White cable goes to the other terminal on the driver that is not labeled at all. I am holding the wires in my hand to make it easier for you to see which cables to use.

IMPORTANT: Don't mix up the white cables, if you use the wrong white wire the speaker cabinet won't work.