

**LSX1503**  
**Woofers, Mids and HF Driver Wiring**



**Rev A**  
**10/20/2008**


***CARVIN***  
**carvinservice.com**

Front of Crossover LSX1503




LSX1503 Passive Crossover

Under Jack Plate




Back



Front

Connect to Mids



Yellow (+)  
White (-)




Yellow and White to Mid,



PS6-8

I am holding the wires in my hand to make it easier for you to see.

Connect to Woofer



Red (+)  
White (-)




Red and White to Woofer



PS15-8

I am holding the wires in my hand to make it easier for you to see which wire to connect to the speaker.



White (-) →  
Blue (+)

Blue and White to HF Driver



HT151-16

Note: One of the terminals of the HF driver “picture on the right” is labeled with RED ink on one of the terminals, on that RED terminal is where you plug in the BLUE cable, the White cable goes to the other terminal on the driver. I am holding the wires in my hand to make it easier for you to see which cables to use.

**IMPORTANT:** Don't mix up the white cables, if you use the wrong white wire the speaker cabinet won't work.