


LSX1002

Woofer and HF Driver Wiring




Rev A
8/1/2008

CARVIN
carvinservice.com


Front of Crossover LSX1002




Under Jack Plate



Connect to HF Driver




White (-)
Blue (+)



Driver HFD10

The blue and White Cables go to the Driver HFD10. For a Replacement Driver go to Carvinservice.com click on "Parts"

Connect to Woofer



White (-)
Red (+)



Woofer PS10-8

The Red and White Cables go to the Woofer PS10-8. For a Replacement Woofer go to Carvinguitars.com

IMPORTANT: Don't mix up the two white cables, use as indicated in pictures above.

Comments or questions email us at Carvinservice@carvin.com