

FIG 1

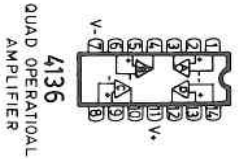


FIG 2

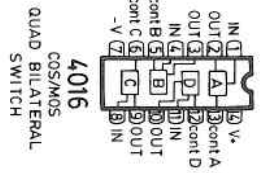


FIG 3

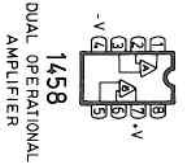


FIG 4

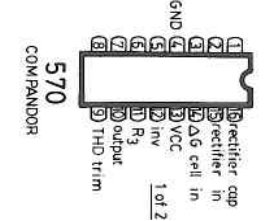
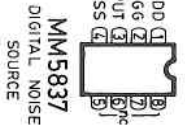
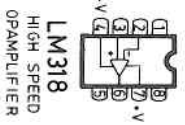
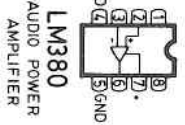


FIG 5

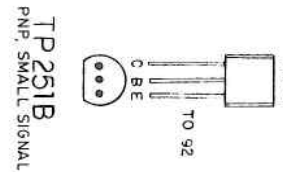


FIG 6

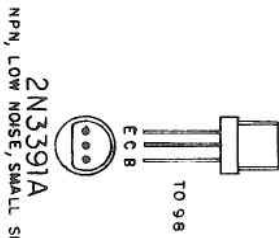


FIG 7

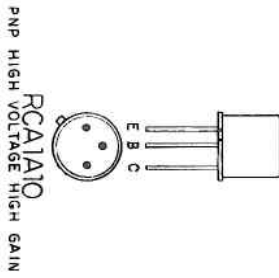


FIG 8

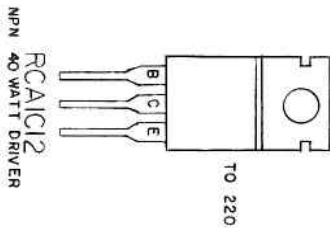


FIG 9

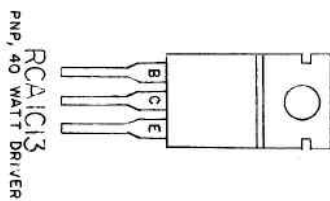
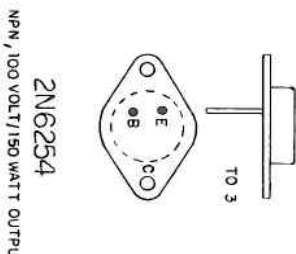


FIG 10



**DIODES**

- 1N5392 100V/15A
- CR3-020 200V/3A
- MR 752 200V/6A
- CBR25-020 200V/25A BRIDGE

**RESISTORS**

EXCEPT WHERE NOTED, ALL RESISTORS ARE 1/4 WATT, 5%, FILM VALUES LISTED IN OHMS

**CAPACITORS**

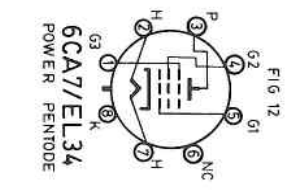
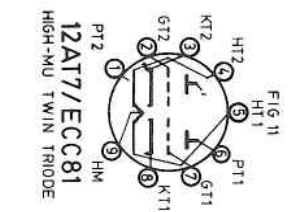
EXCEPT WHERE NOTED ALL CAPACITORS ARE TANTALUM OR MYLAR FILM VALUES LISTED IN MFD. CURVED ELEMENT=LOWEST POTENTIAL

**DC VOLTAGES ±10%**

REFERENCED TO CHASSIS WITH SIMPSON 464 DVM, 10MEG

**AC VOLTAGES ±10%**

REFERENCED TO CHASSIS WITH HP 400H IMEG METER



**ZENERS**

- C1224B 24V/1WATT
- C1215B 5V/1WATT

**LED'S**

- 5022
- R15054

REVISIONS	DATE	CARVIN MUSIC CO
9/17/77	8-24-77	
	DRAWN BY	
	10. Fleathy	
	0001	SCHEMATIC NOTES